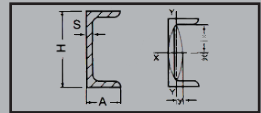


**FERRO “U” SERIE NORMALE**  
**FERRO “U” SERIE SPECIALE**

---

# FERRO A "U" SERIE NORMALE

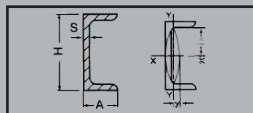
UNI 56 - 80



H mm	A mm	S mm	Peso Kg/m	Sez. cm <sup>2</sup>	valori statistici relativi agli assi neutri						Superficie	
					x-x			y-y			S/M m <sup>2</sup> /m	S/P m <sup>2</sup> /t
					J <sub>x</sub> cm <sup>4</sup>	W <sub>x</sub> cm <sup>3</sup>	i <sub>x</sub> cm	J <sub>y</sub> cm <sup>4</sup>	W <sub>y</sub> cm <sup>3</sup>	i <sub>y</sub> cm		
30	33	5	4,27	5,44	36,39	4,26	1,08	2,60	5,1	0,968	0,170	-
40	35	5	4,88	6,21	14,1	7,07	1,51	3,08	6,68	1,04	0,198	-
50	38	5	5,59	7,12	26,5	10,6	1,93	3,74	9,1	1,13	0,229	-
65	42	5,5	7,09	9,03	57,5	17,7	2,52	5,05	14,0	1,25	0,273	-
80	45	6	8,65	11,0	106	26,5	3,10	6,35	19,4	1,33	0,312	36,13
100	50	6	10,6	13,5	205	41,1	3,91	8,45	29,1	1,47	0,372	35,10
120	55	7	13,3	17,0	364	60,7	4,63	11,1	43,1	1,59	0,434	32,52
140	60	7	16,0	20,4	605	86,4	5,45	14,7	62,5	1,75	0,489	30,54
160	65	7,5	18,9	24,0	925	116	6,21	18,2	85,1	1,88	0,546	28,98
180	70	8	22,0	28,0	1354	150	6,96	22,4	114	2,01	0,611	27,80
200	75	8,5	25,3	32,2	1911	191	7,71	26,9	148	2,14	0,661	26,15
220	80	9	29,4	37,4	2691	245	8,48	33,5	196	2,29	0,718	24,46
240	85	9,5	33,2	42,3	3599	300	9,22	39,5	247	2,42	0,775	23,34
260	90	10	37,9	48,3	4824	371	1,00	47,8	317	2,56	0,834	22,00
280	95	10	41,9	53,4	6276	448	1,08	57,2	398	2,73	0,891	21,27
300	100	10	46,1	58,8	8028	535	1,17	67,6	493	2,90	0,949	20,58

# FERRO A "U" SERIE SPECIALE

UNI 5686

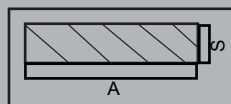


## valori statici relativi agli assi neutri xx - yy

H mm	A mm	S mm	Peso Kg/m	Sez. cm <sup>2</sup>	J <sub>x</sub> cm <sup>4</sup>	W <sub>x</sub> cm <sup>3</sup>	j <sub>x</sub> cm	J <sub>x</sub> cm <sup>4</sup>	W <sub>x</sub> cm <sup>3</sup>	J <sub>x</sub> cm <sup>4</sup>	Superficie cm <sup>2</sup>
25	12	4	1,30	1,66	1,24	0,99	0,864	0,171	0,219	0,321	0,085
30	15	5	1,90	2,53	2,71	1,81	1,04	0,411	0,424	0,403	0,106
35	17	5,5	2,52	3,21	4,75	2,71	1,22	0,665	0,599	0,455	0,113
40	20	6	3,23	4,11	8,11	4,05	1,40	1,21	0,917	0,542	0,142
50	25	6	4,15	5,28	17,3	6,91	1,81	2,51	1,47	0,689	0,181
60	30	6,5	5,45	6,94	33,4	11,10	2,19	4,79	2,31	0,830	0,218

# PIATTI

UNI 6014-74



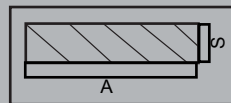
A x S	peso kg/m
10 x 3	0,236
x 4	0,314
x 5	0,393
x 6	0,471
<hr/>	
12 x 3	0,283
x 4	0,337
x 5	0,471
x 6	0,565
x 8	0,754
<hr/>	
15 x 3	0,353
x 4	0,471
x 5	0,589
x 6	0,707
x 8	0,942
x 10	1,178
<hr/>	
16 x 3	0,353
x 4	0,471
x 5	0,589
x 6	0,707
x 8	0,942
x 10	1,178
<hr/>	
18 x 3	0,424
x 4	0,565
x 5	0,707
x 6	0,848
x 8	1,130
x 10	1,410
<hr/>	
20 x 3	0,471
x 4	0,628
x 5	0,785
x 6	0,942
x 8	1,260
x 10	1,570
x 12	1,880
x 15	2,360

A x S	peso kg/m
25 x 3	0,589
x 4	0,785
x 5	0,981
x 6	1,180
x 8	1,570
x 10	1,962
x 12	2,360
x 15	2,940
<hr/>	
30 x 3	0,707
x 4	0,942
x 5	1,180
x 6	1,410
x 8	1,880
x 10	2,360
x 12	2,830
x 15	3,530
x 20	4,710
<hr/>	
35 x 3	0,824
x 4	1,100
x 5	1,370
x 6	1,650
x 8	2,200
x 10	2,750
x 12	3,300
x 15	4,120
x 20	5,500
x 25	6,870
<hr/>	
40 x 3	0,942
x 4	1,260
x 5	1,570
x 6	1,880
x 8	2,510
x 10	3,140
x 12	3,770
x 15	4,710
x 20	6,280
x 25	7,850
x 30	9,420

A x S	peso kg/m
45 x 3	1,06
x 4	1,41
x 5	1,77
x 6	2,12
x 8	2,83
x 10	3,53
x 12	4,24
x 15	5,30
x 20	7,07
x 25	8,83
x 30	10,60
<hr/>	
50 x 3	1,18
x 4	1,57
x 5	1,96
x 6	2,36
x 8	3,14
x 10	3,92
x 12	4,71
x 15	5,89
x 20	7,85
x 25	9,81
x 30	11,80
x 35	13,74
x 40	15,70
<hr/>	
60 x 3	1,41
x 4	1,88
x 5	2,36
x 6	2,83
x 8	3,77
x 10	4,71
x 12	5,56
x 15	7,07
x 18	8,48
x 20	9,42
x 25	11,80
x 30	14,10
x 40	18,80
x 50	23,60

# PIATTI

UNI 6014-74



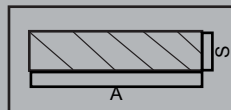
A x S	peso kg/m
70 x 3	1,65
x 4	2,20
x 5	2,75
x 6	3,30
x 8	4,40
x 10	5,50
x 12	6,59
x 15	8,24
x 18	9,89
x 20	11,00
x 25	13,70
x 30	16,50
x 40	22,00
x 50	27,50
x 60	33,00
<hr/>	
80 x 4	2,51
x 5	3,14
x 6	3,77
x 8	5,02
x 10	6,28
x 12	7,54
x 15	9,42
x 18	11,30
x 20	12,60
x 25	15,70
x 30	18,80
x 40	25,10
x 50	31,40
x 60	37,70

A x S	peso kg/m
90 x 3	2,12
x 4	2,83
x 5	3,53
x 6	4,24
x 8	5,65
x 10	7,07
x 12	8,48
x 15	10,60
x 18	12,72
x 20	14,10
x 25	17,70
x 30	21,20
x 40	28,30
x 50	35,30
x 60	42,40
<hr/>	
100 x 4	3,14
x 5	3,93
x 6	4,71
x 8	6,68
x 10	7,85
x 12	9,42
x 15	11,80
x 18	14,13
x 20	15,70
x 25	19,60
x 30	23,60
x 40	31,40
x 50	39,25
x 60	47,10

A x S	peso kg/m
110 x 5	4,32
x 6	5,18
x 8	6,91
x 10	8,64
x 12	10,40
x 15	13,00
x 20	17,30
x 25	21,60
x 30	25,90
x 40	34,50
x 50	43,20
x 60	51,80
<hr/>	
120 x 4	3,77
x 5	4,71
x 6	5,56
x 8	7,54
x 10	9,42
x 12	11,30
x 15	14,10
x 20	18,80
x 25	23,60
x 30	28,30
x 40	37,70
x 50	47,10
x 60	56,50
<hr/>	
130 x 5	5,10
x 6	6,12
x 8	8,16
x 10	10,20
x 12	12,20
x 15	15,30
x 20	20,40
x 25	25,50
x 30	30,60
x 40	40,80
x 50	51,00
x 60	61,20

# PIATTI

UNI 6014-74



<b>A x S</b>	<b>peso kg/m</b>
140 x 4	4,40
x 5	5,50
x 8	8,79
x 10	11,00
x 12	13,20
x 15	16,50
x 20	22,00
x 25	27,50
x 30	33,00
x 40	44,00
x 50	55,00
x 60	66,00
150 x 3	3,53
x 4	4,71
x 5	5,89
x 6	7,06
x 8	9,42
x 10	11,80
x 12	14,10
x 15	17,70
x 20	23,60
x 25	29,40
x 30	35,30
x 40	47,10
x 50	58,90
x 60	70,60

# LARGHI PIATTI

UNI 6557-69



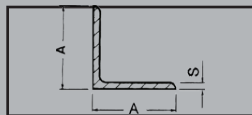
A x S	peso kg/m
160 x 6	7,54
x 8	10,00
x 10	12,60
x 12	15,10
x 15	18,80
x 20	25,10
x 25	31,40
x 30	37,70
x 35	44,00
x 40	50,20
180 x 6	8,48
x 8	11,30
x 10	14,10
x 12	17,00
x 15	21,20
x 20	28,30
x 25	35,30
x 30	42,40
x 35	49,50
x 40	56,50
200 x 6	9,42
x 8	12,60
x 10	15,70
x 12	18,80
x 15	23,60
x 20	31,40
x 25	39,20
x 30	47,10
x 35	55,00
x 40	62,80
220 x 8	13,81
x 10	17,30
x 12	20,70
x 15	25,90
x 20	34,50
x 25	43,20
x 30	51,80
x 35	60,40
x 40	69,10

A x S	peso kg/m
250 x 8	15,72
x 10	19,60
x 12	23,60
x 15	29,40
x 20	39,20
x 25	49,10
x 30	58,90
x 35	68,70
x 40	78,50
300 x 10	23,60
x 12	28,30
x 15	35,30
x 20	47,10
x 25	58,90
x 30	70,60
x 35	82,40
x 40	94,20
350 x 10	28,60
x 12	33,00
x 15	41,20
x 20	55,00
x 25	68,70
x 30	82,40
400 x 10	31,20
x 12	37,45
x 15	47,20
x 20	62,80
x 25	78,50
x 30	94,20
x 35	109,90
x 40	125,600

A x S	peso kg/m
450 x 10	36,000
x 12	43,200
x 15	52,980
x 20	70,600
x 25	88,300
x 30	105,900
x 35	123,600
x 40	141,300
500 x 10	40,000
x 12	48,000
x 15	58,800
x 20	78,400
x 25	98,200
x 30	117,800
x 35	137,400
x 40	157,000

# A SPIGOLI TONDI

UNI 5783



A x A x S	peso kg/m
15 x 15 x 3	0,63
20 x 20 x 3	0,88
x 4	1,14
25 x 25 x 3	1,12
x 4	1,46
x 5	1,78
30 x 30 x 3	1,36
x 4	1,78
x 5	2,18
x 6	2,58
35 x 35 x 3	1,60
x 4	2,09
x 5	2,57
x 6	3,04
40 x 40 x 3	1,84
x 4	2,42
x 5	2,97
x 6	3,52
45 x 45 x 4	2,74
x 5	3,38
x 6	4,00
x 7	4,60
50 x 50 x 4	3,06
x 5	3,77
x 6	4,47
x 7	5,15
x 8	5,82
x 9	6,17
55 x 55 x 4	3,35
x 5	4,16
x 6	4,95
x 7	5,70
x 8	6,46

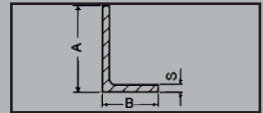
A x A x S	peso kg/m
60 x 60 x 4	3,70
x 5	4,57
x 6	5,42
x 7	6,42
x 8	7,09
65 x 65 x 4	4,02
x 5	4,96
x 6	5,91
x 7	6,83
x 8	7,73
70 x 70 x 5	5,37
x 6	6,38
x 7	7,38
x 8	8,36
x 9	9,34
x 10	10,30
75 x 75 x 5	5,78
x 6	6,87
x 7	7,94
x 8	9,03
80 x 80 x 6	7,34
x 7	8,49
x 8	9,63
x 10	11,90
90 x 90 x 6	8,20
x 7	9,58
x 8	10,90
x 9	12,20
x 10	13,40
100 x 100 x 6	9,22
x 7	10,80
x 8	12,20
x 9	13,60
x 10	15,10
x 12	17,80

A x A x S	peso kg/m
110 x 110 x 8	13,40
x 9	15,00
x 10	16,60
x 12	19,70
120 x 120 x 8	14,75
x 10	18,20
x 11	19,90
x 12	21,60
x 13	23,30
x 15	26,60
130 x 130 x 8	15,95
x 10	19,80
x 11	21,60
x 12	23,60
x 14	27,20
x 16	30,90
140 x 140 x 12	25,63
x 13	27,50
x 15	31,40
150 x 150 x 10	22,50
x 12	27,20
x 14	31,60
x 15	33,80
x 16	35,80
x 18	40,10
160 x 160 x 14	33,85
x 15	36,20
x 16	38,35
180 x 180 x 15	41,00
x 16	43,50
x 18	48,60
x 20	53,70
200 x 200 x 14	42,90
x 16	48,50
x 18	54,30
x 20	59,90



# "ELLE" A SPIGOLI TONDI

UNI 5784



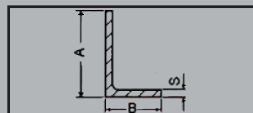
A x B x S	peso kg/m
30 x 20 x 3	1,12
x 4	1,46
x 5	1,78
35 x 20 x 4	1,61
x 5	1,97
40 x 20 x 3	1,36
x 4	1,77
x 5	2,17
40 x 25 x 4	1,93
x 5	2,37
45 x 30 x 4	2,25
x 5	2,76
x 6	3,27
50 x 30 x 5	2,96
x 6	3,51
60 x 30 x 5	3,37
x 6	3,99
x 7	4,59
60 x 40 x 5	3,76
x 6	4,46
x 7	5,14
70 x 50 x 6	5,40
x 7	6,24
75 x 50 x 5	4,75
x 6	5,65
x 7	6,53
x 8	7,39
80 x 40 x 6	5,41
x 7	6,25
x 8	7,07

A x B x S	peso kg/m
80 x 60 x 6	6,37
x 7	7,36
x 8	8,34
x 10	10,20
90 x 60 x 6	6,90
x 8	8,70
100 x 50 x 6	6,85
x 8	8,99
x 10	11,10
100 x 65 x 7	8,77
x 8	9,94
x 9	11,10
x 11	13,40
100 x 75 x 8	10,60
x 10	13,00
110 x 75 x 8	11,12
x 10	13,73
120 x 60 x 8	10,90
x 10	13,40
120 x 80 x 8	12,20
x 10	15,00
x 12	17,80
x 14	20,50
130 x 65 x 8	11,80
x 10	14,60
x 12	17,30
130 x 90 x 10	16,60
x 12	19,70
150 x 100 x 10	19,30
x 12	22,60
x 14	26,10

A x B x S	peso kg/m
160 x 80 x 9	16,40
x 12	21,60
x 14	25,00
200 x 90 x 12	26,30
x 15	32,50
200 x 100 x 10	23,00
x 12	27,30
x 14	31,60

# "ELLE" A SPIGOLI VIVI

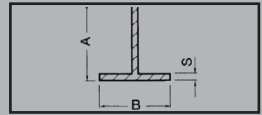
UNI 6762



<b>A x B x S</b>	<b>peso kg/m</b>
20 x 12 x 4	0,88
25 x 15 x 4,5	1,25
30 x 17,5 x 5	1,67
35 x 20 x 5,5	2,14
40 x 22 x 6	2,64
45 x 30 x 6,5	3,50
50 x 30 x 7	4,01

## FERRO A "T" SPIGOLI VIVI

UNI 5681

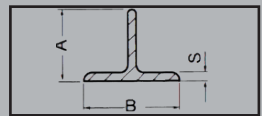


A x B x S	peso kg/m
20 x 20 x 4	1,13
25 x 25 x 4,5	1,61
30 x 30 x 4	1,76
30 x 30 x 5	2,16
35 x 35 x 4,5	2,31
35 x 35 x 5,5	2,78
40 x 40 x 5	2,94
40 x 40 x 6	3,49
45 x 45 x 5,5	3,60

A x B x S	peso kg/m
45 x 45 x 6,5	4,26
50 x 50 x 6	4,43
50 x 50 x 7	5,11
60 x 60 x 8	7,03
70 x 70 x 9	9,26
80 x 80 x 10	11,80

## FERRO A "T" SPIGOLI TONDI

UNI 5785

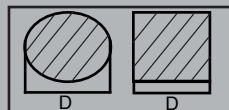


A x B x S	peso kg/m
60 x 60 x 7	6,23
70 x 70 x 8	8,32
80 x 80 x 9	10,70

A x B x S	peso kg/m
90 x 90 x 10	13,40
100 x 100 x 11	16,40
120 x 120 x 13	23,20

# TONDI / QUADRI

UNI 6012-6013



D	kg/m	kg/m	D	kg/m	kg/m
6	0,222	0,283	90	49,940	63,600
8	0,395	0,502	95	55,643	70,900
10	0,617	0,785	100	61,600	78,500
12	0,888	1,130	105	68,000	84,546
14	1,210	1,540	110	74,601	95,000
15	1,387	1,766	115	81,537	104,000
16	1,578	2,010	120	88,800	113,040
18	2,000	2,543	125	96,334	123,000
20	2,466	3,140	130	104,195	133,000
22	2,984	3,800	135	112,360	143,000
24	3,551	4,522	140	120,842	154,000
25	3,853	4,906	145	129,630	165,000
26	4,170	5,307	150	138,722	177,000
28	4,834	6,154	155	148,120	188,600
30	5,550	7,070	160	158,000	201,000
32	6,313	8,040	170	178,180	227,000
34	7,130	9,075	180	200,000	254,340
35	7,550	9,620	200	246,616	314,000
40	9,865	12,600	220	298,400	379,940
42	10,876	13,847	230	326,150	415,270
45	12,500	15,900	240	355,130	452,160
50	15,414	19,625	250	385,340	490,630
55	18,700	23,700			
60	22,200	28,300			
65	26,000	33,200			
70	30,210	38,500			
75	34,700	44,200			
80	39,500	50,240			
85	44,500	56,716			